


BUILDING IN
LANDSCAPE

Building in Landscape

The assignment is to create a design for the vuurtoreneiland near Durgerdam.

In my opinion the qualities of the island are the invisibility of its surroundings, the almost inaccessibility and the contrast between the crowded city and the quiet island. To conclude: The attractiveness of the island lies in the mystery it has.




Inaccessibility




Invisibility

REFERENCES



Ann Demeulemeester shop - Mass Studies - Seoul Korea



Precast bulge wall plaster model

CLIENT

Rei Kawakubo

Next I've been looking for a client and program that fits to the qualities of the island. I found that in the Japanese fashion designer Rei Kawakubo, a mediashy quite reclusive person. My idea is to design a place where she can live, design and show her exclusive products to a select audience.



Quite reclusive and media shy

mysterious

Austere

unfinished edges

川久保 玲

Black & White


Asymmetrical shape

Deconstructed
garments


CONCEPT

Concept

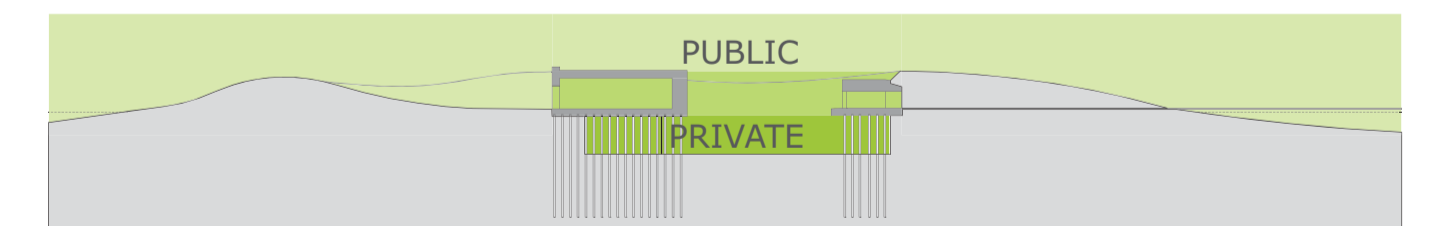
To intensify the qualities I decided to excavate the central part of the island. This results in 2 layers that are separated in public and private space and interact with each other.



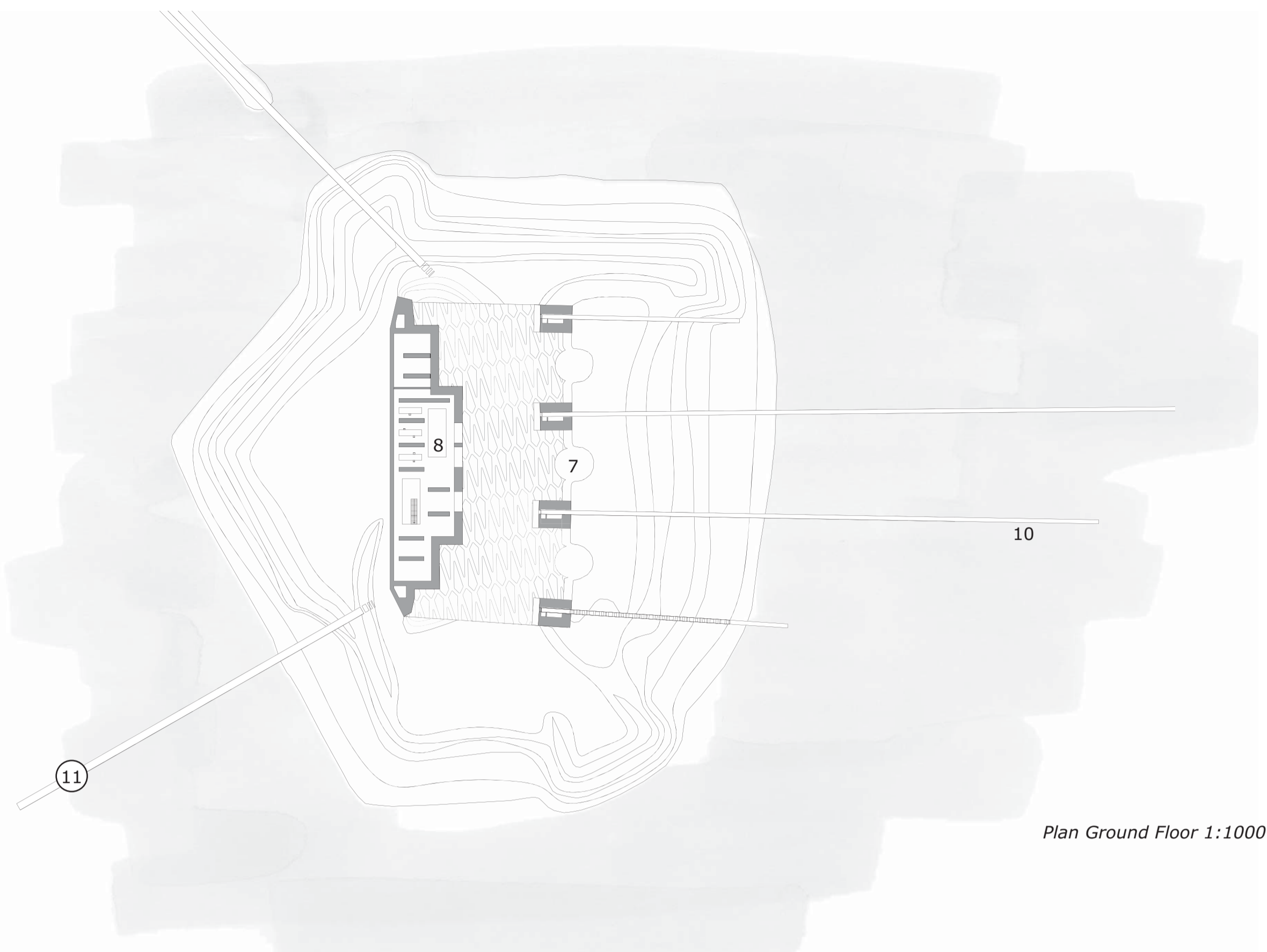
Vuurtoreneiland as it is now



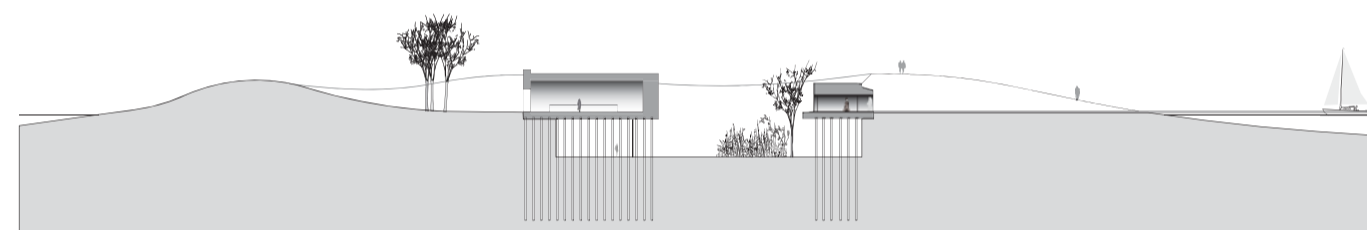
As it will be




Private versus Public



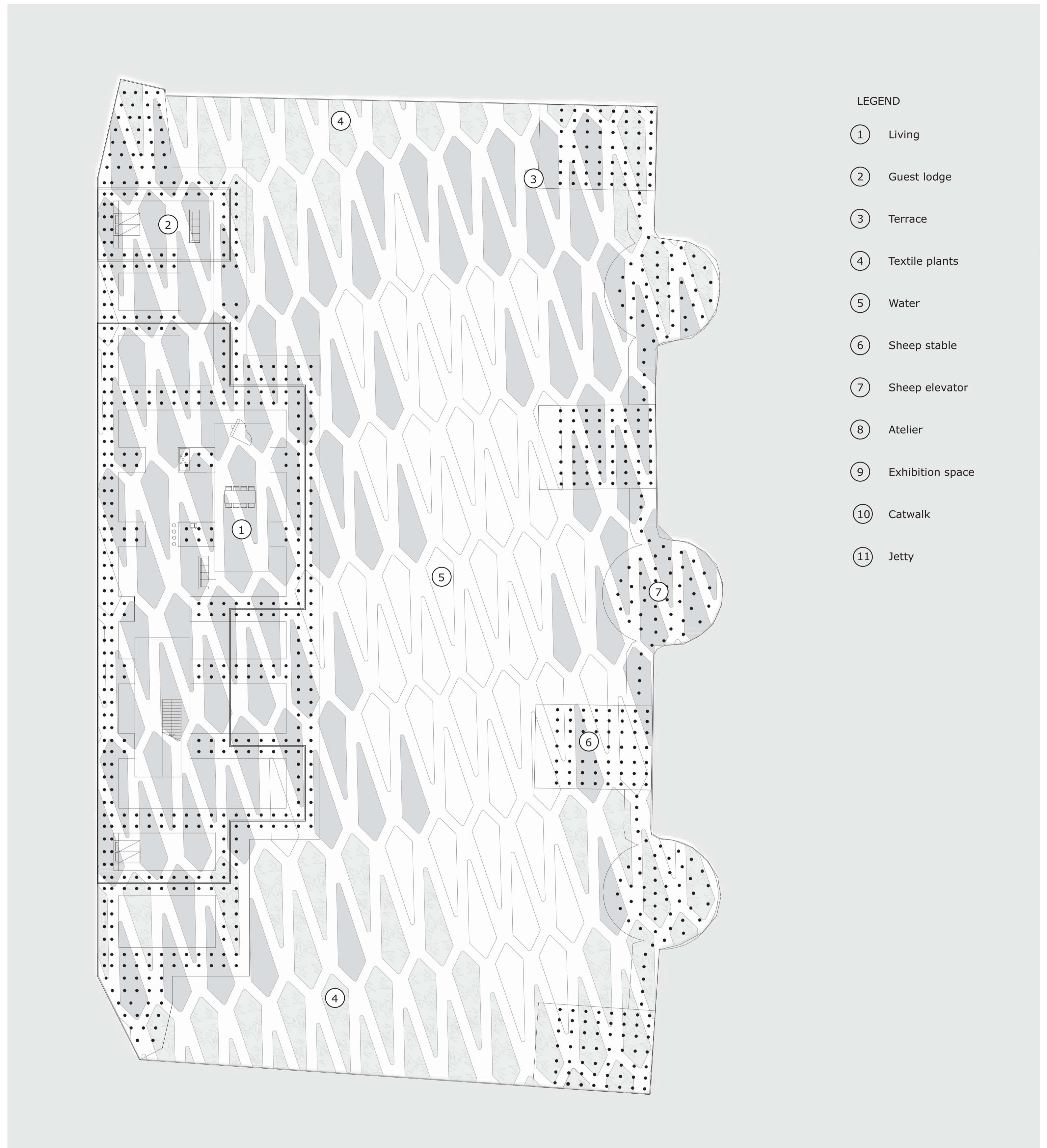
Plan Ground Floor 1:1000



Section 1:1000





Fragment 1:100



- LEGEND
- ① Living
 - ② Guest lodge
 - ③ Terrace
 - ④ Textile plants
 - ⑤ Water
 - ⑥ Sheep stable
 - ⑦ Sheep elevator
 - ⑧ Atelier
 - ⑨ Exhibition space
 - ⑩ Catwalk
 - ⑪ Jetty

Plan Central part Basement 1:200

IMPRESSIONS



P3a Gebouw in Landschap
Annette Bos Gianni Cito & Dingeman Deijs